

General Description

OST60N65H4EMF uses advanced Oriental-Semi's patented Trident-Gate Bipolar Transistor (TGBT™) technology to provide extremely low $V_{CE(sat)}$, low gate charge, and excellent switching performance. This device is suitable for mid to high range switching frequency converters.

Features

- Advanced TGBT™ technology
- Excellent conduction and switching loss
- Excellent stability and uniformity
- Fast and soft antiparallel diode



Applications

- Induction converters
- Uninterruptible power supplies

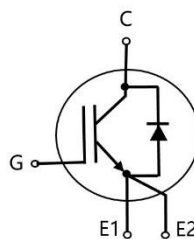
Key Performance Parameters

Parameter	Value	Unit
$V_{CES, min} @ 25\text{ °C}$	650	V
Maximum junction temperature	175	°C
$I_C, pulse$	240	A
$V_{CE(sat), typ} @ V_{GE}=15\text{ V}$	1.55	V
Q_g	108	nC

Marking Information

Product Name	Package	Marking
OST60N65H4EMF	TO247-4L	OST60N65H4EM

Package & Pin Information



G:Gate
 C:Collector
 E1:Kelvin Emitter
 E2:Power Emitter

Absolute Maximum Ratings at $T_{vj}=25\text{ °C}$ unless otherwise noted

Parameter	Symbol	Value	Unit
Collector emitter voltage	V_{CES}	650	V
Gate emitter voltage	V_{GES}	± 20	V
Transient gate emitter voltage, $T_P \leq 10\ \mu s$, $D < 0.01$		± 30	V
Continuous collector current ¹⁾ , $T_C = 25\text{ °C}$	I_C	80	A
Continuous collector current ¹⁾ , $T_C = 100\text{ °C}$		60	A
Pulsed collector current ²⁾ , $T_C = 25\text{ °C}$	$I_{C, pulse}$	240	A
Diode forward current ¹⁾ , $T_C = 25\text{ °C}$	I_F	80	A
Diode forward current ¹⁾ , $T_C = 100\text{ °C}$		60	A
Diode pulsed current ²⁾ , $T_C = 25\text{ °C}$	$I_{F, pulse}$	240	A
Power dissipation ³⁾ , $T_C = 25\text{ °C}$	P_D	375	W
Power dissipation ³⁾ , $T_C = 100\text{ °C}$		150	W
Operation and storage temperature	T_{stg}, T_{vj}	-55 to 175	$^{\circ}\text{C}$

Thermal Characteristics

Parameter	Symbol	Value	Unit
IGBT thermal resistance, junction-case	$R_{\theta JC}$	0.4	$^{\circ}\text{C/W}$
Diode thermal resistance, junction-case	$R_{\theta JC}$	0.38	$^{\circ}\text{C/W}$
Thermal resistance, junction-ambient	$R_{\theta JA}$	40	$^{\circ}\text{C/W}$

Electrical Characteristics at $T_{vj}=25\text{ °C}$ unless otherwise specified

Parameter	Symbol	Min.	Typ.	Max.	Unit	Test condition
Collector-emitter breakdown voltage	$V_{(BR)CES}$	650			V	$V_{GE}=0\text{ V}$, $I_C=0.5\text{ mA}$
Collector-emitter saturation voltage	$V_{CE(sat)}$		1.5	1.85	V	$V_{GE}=15\text{ V}$, $I_C=60\text{ A}$ $T_{vj}=25\text{ °C}$
			1.8		V	$V_{GE}=15\text{ V}$, $I_C=60\text{ A}$, $T_{vj}=125\text{ °C}$
			2.0			$V_{GE}=15\text{ V}$, $I_C=60\text{ A}$, $T_{vj}=175\text{ °C}$
Gate-emitter threshold voltage	$V_{GE(th)}$	3.5	4.5	5.5	V	$V_{CE}=V_{GE}$, $I_D=0.5\text{ mA}$
Diode forward voltage	V_F		1.65	1.85	V	$V_{GE}=0\text{ V}$, $I_F=60\text{ A}$ $T_{vj}=25\text{ °C}$
			1.45			$V_{GE}=0\text{ V}$, $I_F=60\text{ A}$, $T_{vj}=125\text{ °C}$
			1.39			$V_{GE}=0\text{ V}$, $I_F=60\text{ A}$, $T_{vj}=175\text{ °C}$
Gate-emitter leakage current	I_{GES}			100	nA	$V_{CE}=0\text{ V}$, $V_{GE}=20\text{ V}$
Zero gate voltage collector current	I_{CES}			10	μA	$V_{CE}=650\text{ V}$, $V_{GE}=0\text{ V}$

Dynamic Characteristics

Parameter	Symbol	Min.	Typ.	Max.	Unit	Test condition
Input capacitance	C_{ies}		5633		pF	$V_{GE}=0\text{ V}$, $V_{CE}=25\text{ V}$, $f=100\text{ kHz}$
Output capacitance	C_{oes}		177		pF	
Reverse transfer capacitance	C_{res}		5.1		pF	
Turn-on delay time	$t_{d(on)}$		69		ns	$V_{GE}=15\text{ V}$, $V_{CC}=400\text{ V}$, $R_G=10\ \Omega$, $I_C=60\text{ A}$
Rise time	t_r		71		ns	
Turn-off delay time	$t_{d(off)}$		123		ns	
Fall time	t_f		54		ns	
Turn-on energy	E_{on}		2.03		mJ	
Turn-off energy	E_{off}		0.89		mJ	
Turn-on delay time	$t_{d(on)}$		36		ns	$V_{GE}=15\text{ V}$, $V_{CC}=400\text{ V}$, $R_G=10\ \Omega$, $I_C=30\text{ A}$
Rise time	t_r		35		ns	
Turn-off delay time	$t_{d(off)}$		147		ns	
Fall time	t_f		12		ns	
Turn-on energy	E_{on}		0.8		mJ	
Turn-off energy	E_{off}		0.37		mJ	

Gate Charge Characteristics

Parameter	Symbol	Min.	Typ.	Max.	Unit	Test condition
Total gate charge	Q_g		108		nC	$V_{GE}=15\text{ V}$, $V_{CC}=520\text{ V}$, $I_C=60\text{ A}$
Gate-emitter charge	Q_{ge}		42		nC	
Gate-collector charge	Q_{gc}		25		nC	

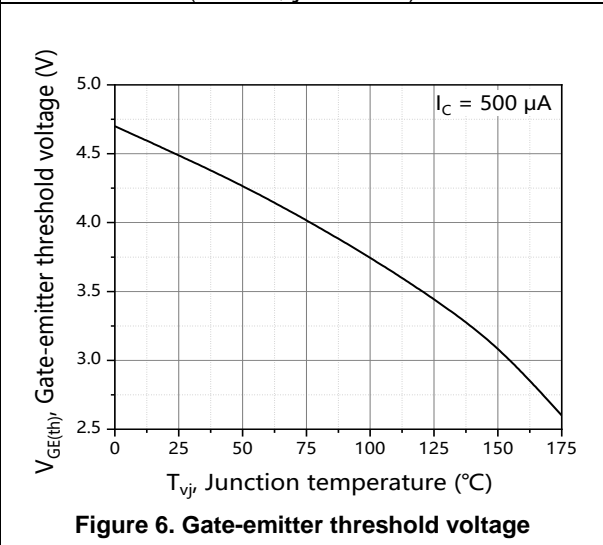
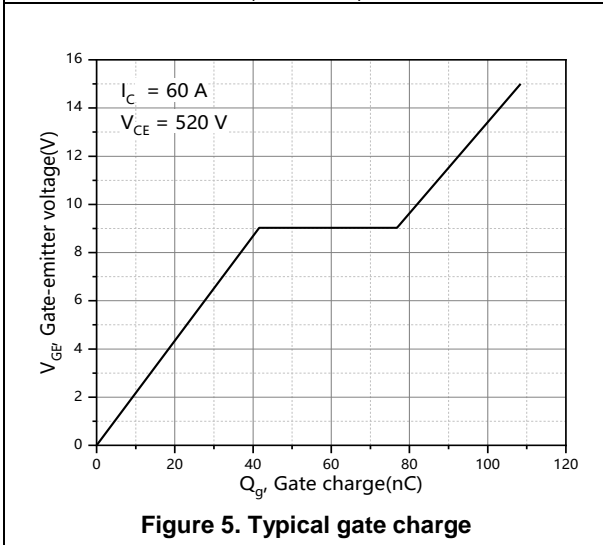
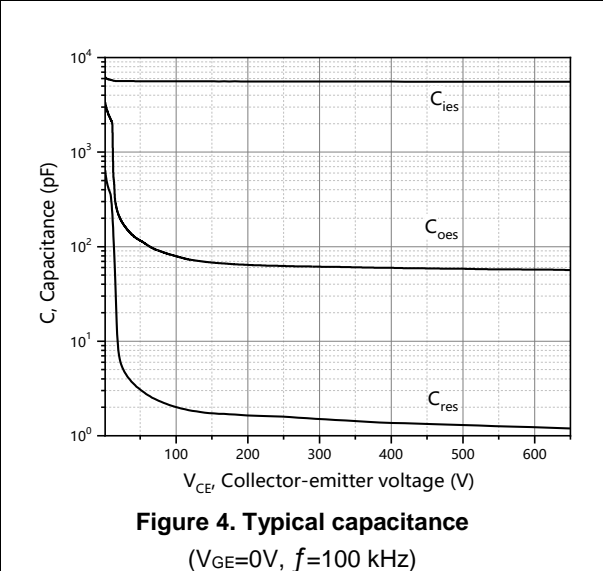
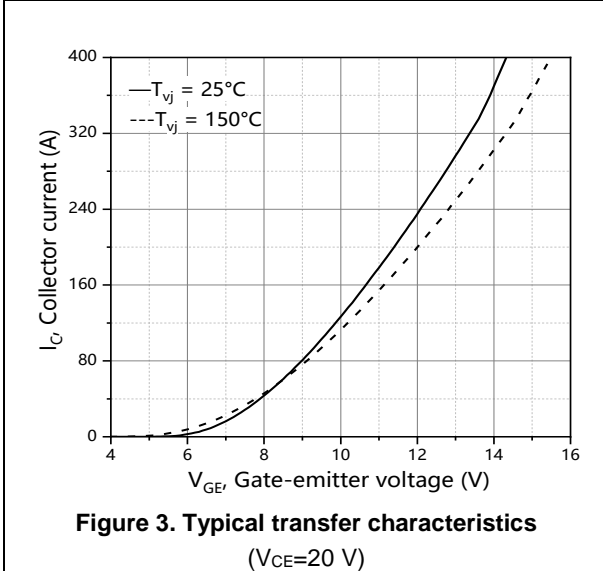
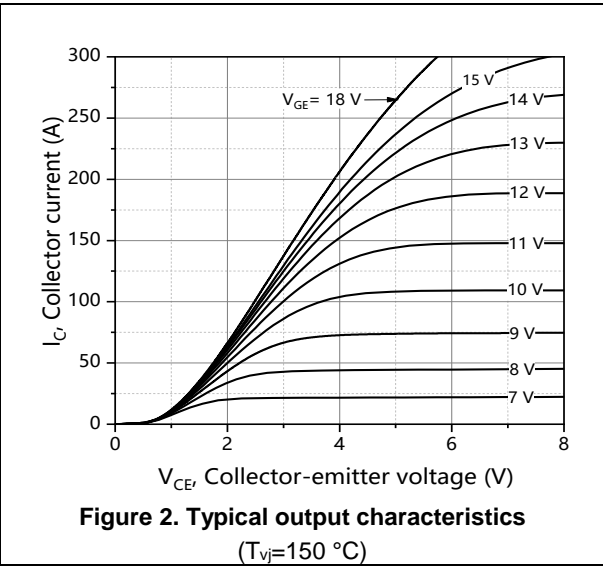
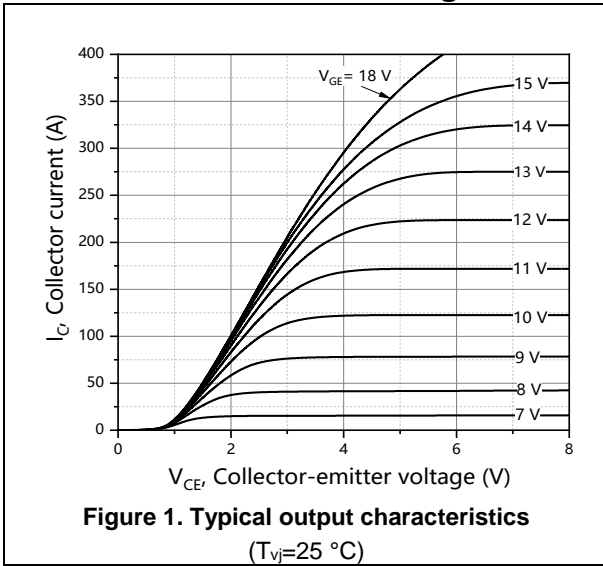
Body Diode Characteristics

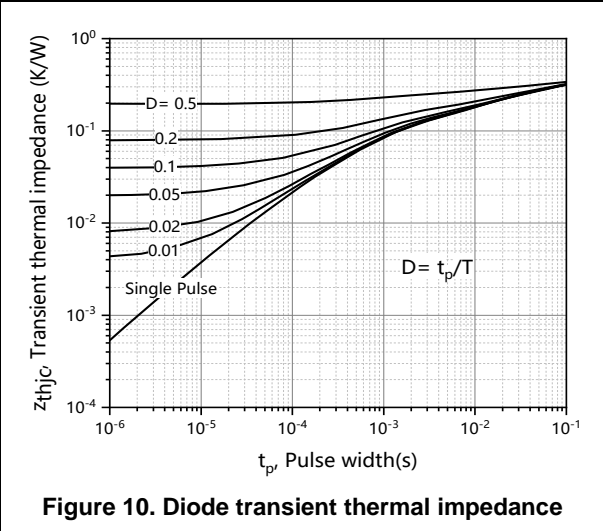
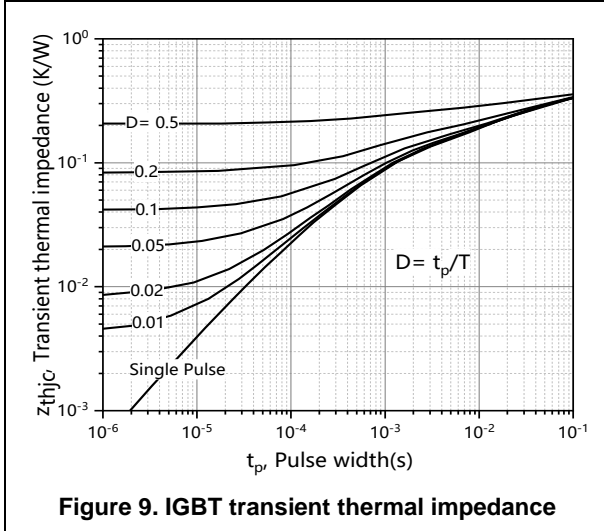
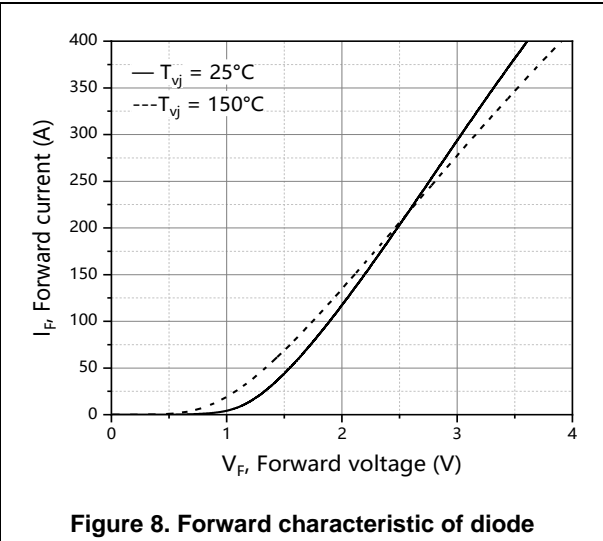
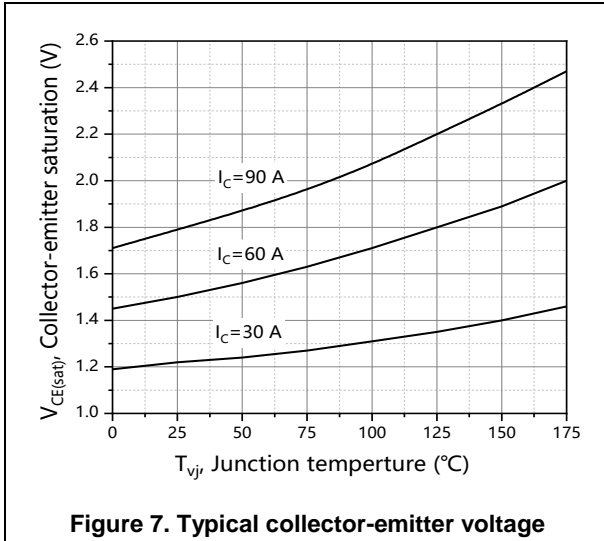
Parameter	Symbol	Min.	Typ.	Max.	Unit	Test condition
Diode reverse recovery time	t_{rr}		112		ns	$V_R=400\text{ V}$, $I_F=60\text{ A}$, $di_F/dt=500\text{ A}/\mu\text{s}$ $T_{vj}=25\text{ }^\circ\text{C}$
Diode reverse recovery charge	Q_{rr}		1.04		μC	
Diode peak reverse recovery current	I_{rrm}		16.8		A	

Note

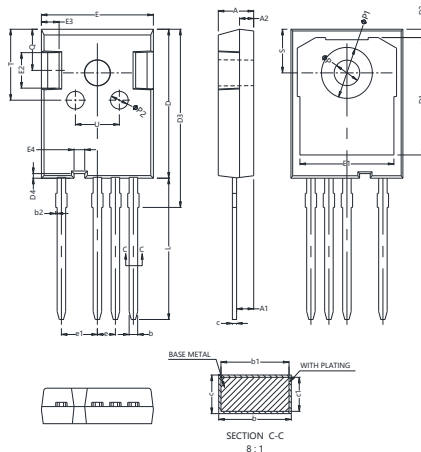
- 1) Calculated continuous current based on maximum allowable junction temperature.
- 2) Repetitive rating; pulse width limited by max. junction temperature.
- 3) P_d is based on max. junction temperature, using junction-case thermal resistance.

Electrical Characteristics Diagrams





Package Information



SYMBOL	MIN	NOM	MAX
A	4.90	5.00	5.10
A1	2.31	2.41	2.51
A2	1.90	2.00	2.10
b	1.16		1.29
b1	1.15	1.2	1.25
b2	0.00		0.20
c	0.59		0.66
c1	0.58	0.60	0.62
D	20.90	21.00	21.10
D1	16.25	16.55	16.85
D2	1.05	1.20	1.35
D3	24.97	25.12	25.27
D4	0.55	0.65	0.75
E	15.70	15.80	15.90
E1	13.10	13.30	13.50
E2	4.90	5.00	5.10
E3	2.40	2.50	2.60
E4	1.40	1.50	1.60
e	2.44	2.54	2.64
e1	4.98	5.08	5.18
L	19.80	19.92	20.10
P	3.50	3.60	3.70
P1			7.40
P2	2.40	2.50	2.60
Q	5.60		6.00
S	6.15BSC		
T	9.80		10.20
U	6.00		6.40

TO247-4L-J package outline dimension

Ordering Information

Package Type	Units/ Tube	Tubes/ Inner Box	Units/ Inner Box	Inner Boxes/ Carton Box	Units/ Carton Box
TO247-4L-J	30	20	600	4	2400

Product Information

Product	Package	Pb Free	RoHS	Halogen Free
OST60N65H4EMF	TO247-4L	yes	yes	yes

Legal Disclaimer

The information given in this document shall in no event be regarded as a guarantee of conditions or characteristics. With respect to any examples or hints given herein, any typical values stated herein and/or any information regarding the application of the device, Oriental Semiconductor hereby disclaims any and all warranties and liabilities of any kind, including without limitation, warranties of non-infringement of intellectual property rights of any third party.

For further information on technology, delivery terms and conditions and prices, please contact the Oriental Semiconductor sales representatives (www.orientalsemi.com).

© Oriental Semiconductor Co.,Ltd. All Rights Reserved 